




DIRECTIONS

 **From the North (A1):**
Depart from the A1 near Winthorpe keeping left on the slip road. At the roundabout take the second exit onto the A46. Continue along the A46 towards Lincoln for nearly 6 miles. Take a left turn onto Green Lane for approximately half a mile. Turn left onto Moor Lane and we are located on the left.

 **From the South(A1):**
Depart from the A1 near Newark keeping left on the slip road. At the roundabout take the first exit onto the A46. Pass over the A1 and at the next roundabout take the first exit onto the A46. Follow directions above from here...

 **From Lincoln & A46**
Continue along the A46 towards the A1. Just after the signs for Haddington there is a roundabout, take the third exit onto Halfway House Lane. At the end of Halfway House Lane take a right turn and then immediately left onto Moor Lane where we are located on the left.

 There is parking available onsite.

